

Birla Shishu Vihar, Pilani
Session 2023-24
Summer Vacation Assignment
Grade -2



Summer Holidays are a great time to learn new things. It's a time to have fun, create and invent . Please take note of the following suggestions:

- Encourage your child to watch informative programs on television.
- Encourage your child to draw, colour, cut and paste. This improves their creativity!
- Help them revise all the concepts done so far.

Holiday Homework Tips

- All the work must be done/pasted in a coloured scrap book
- Parents are requested to only guide their children while doing their assignments.
- Originality of the work will be appreciated.
- Homework will be assessed on the basis of content, presentation and creativity.

Subject: Hindi

रंगीन स्क्रेप बुक में अपनी एक पसंद के पाँच कार्टून की फोटो लगाकर उनके बारे में पाँच-पाँच वाक्य लिखेंगे कि वे कार्टून आपको क्यों पसंद हैं।



उचित संज्ञा से खाली स्थान भरिए -

तितली	पतंग	घर	दिल्ली	कोयल
शेर	आसमान	बालक	फल	मछली

1. जंगल का _____ राजा है।
2. फूल पर _____ बैठी है।
3. मोहन का _____ है।
4. पापा बाजार से _____ लाए हैं।
5. बगीचे में _____ खेल है।
6. रमेश _____ उड़ा रहा है।
7. _____ नीला है।
8. तालाब में _____ तैर रहा है।
9. _____ गाना गा रही है।
10. लालकिला _____ में है।

सही सर्वनाम शब्द चुनिए-

1. रवि ----- (मेरा / उसने) दोस्त है।
2. ----- (वह / उसका) ठीक समय पर स्कूल जाता है।
3. अध्यापक ----- (उसने / उसे) प्यार करते हैं।
4. ----- (उसके / वह) पिता इंजिनियर हैं।
5. ----- (मैं / उसकी) माँ डॉक्टर हैं।
6. ----- (उन्होंने / उसका) घर बहुत बड़ा है।
7. ----- (हम / तुम) कल दिल्ली जाएँगे।
8. अभी ----- (मुझे / उसने) बाज़ार जाना है।
9. ----- (उसका / मैं) सिनेमा देख रहा हूँ।
10. ----- (तुम / हम) क्या कर रहे हो?



1. लिंग बदलो -

बकरा - _____

आदमी - _____

चूहा - _____

मोर - _____

बंदर - _____

शेर - _____

घोडा - _____

हाथी - _____

2. वचन बदलो -

कार - _____

तलवार - _____

कपडा - _____

गधा - _____

मेज - _____

सलवार - _____

गाय - _____

पतंग - _____

3. विलोम शब्द -

अपना - _____

रात - _____

ऊपर - _____

काला - _____

दौड़ना - _____

खुश - _____










राजा - _____

कायर - _____

मात्रा

(अभ्यास पत्रिका)


- सही मात्रा वाला शब्द चुनकर खाली स्थान में रखिए।

	मीत्र	मित्र	_____
	पिता	पीता	_____
	गिनती	गिनति	_____
	दुध	दूध	_____
	फूल	फुल	_____
	केला	कैला	_____
	बैल	बेल	_____
	औखली	ओखली	_____
	ओरत	औरत	_____


Subject : Numeracy

"Family Time"

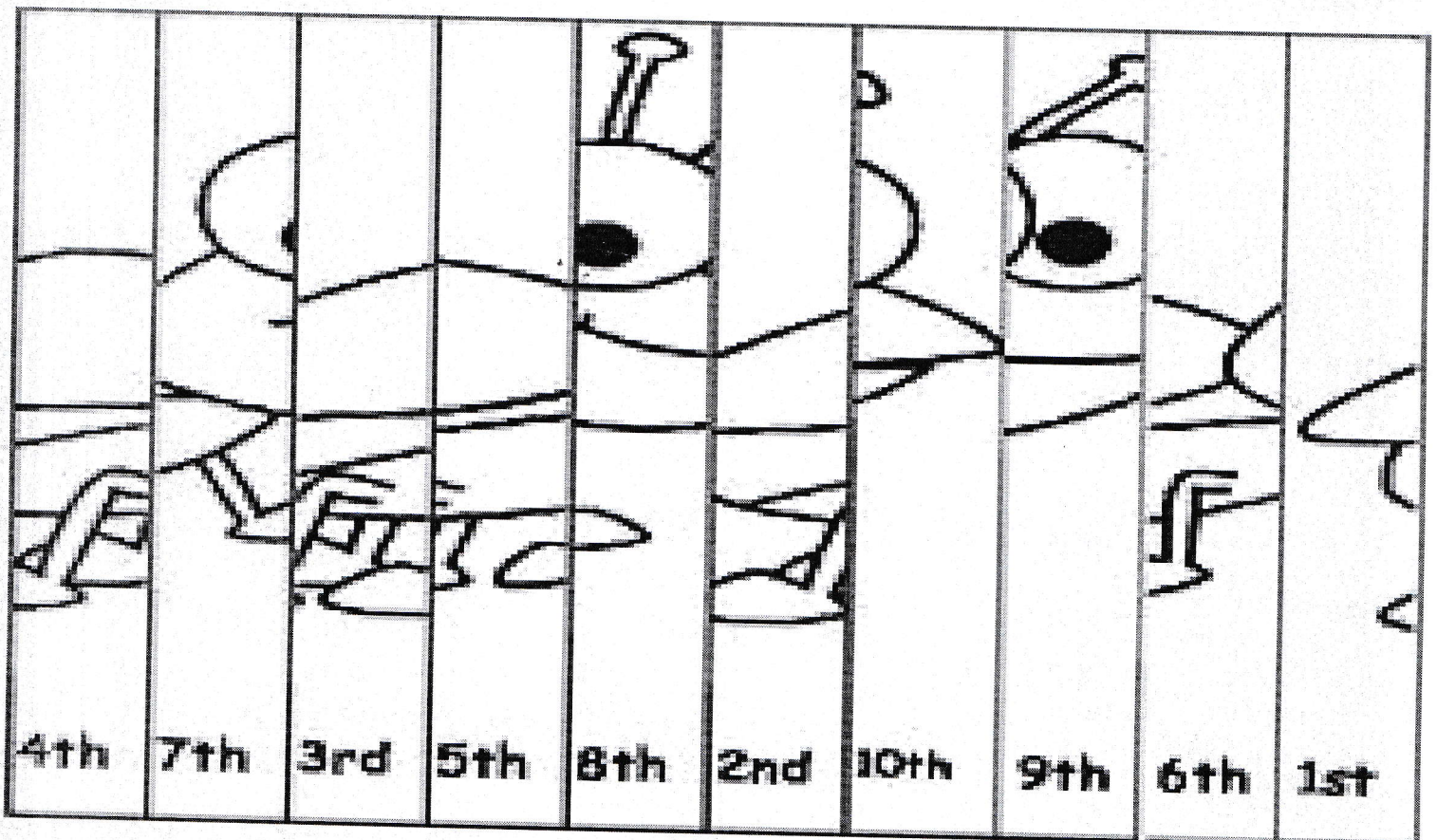
- 1) Ask and write the age of all the family members:
Now arrange them in increasing order and decreasing order.
Now write who is the youngest and who is the oldest.
- 2) How many mobile phones are there in your family? Write each phone number in decreasing and increasing order
Draw and colour one mobile phone.
- 3) Dice game. Take two dice and throw the and find out how many times do you get an even number and how many times you get an odd number.
- 4) Play a game with cards.
- 5) Learn Tables 2 to 10.
- 6) Make flash cards of numbers 0 to 9 (3 sets)
Materials required: Colourful pages. Ice cream sticks, glue



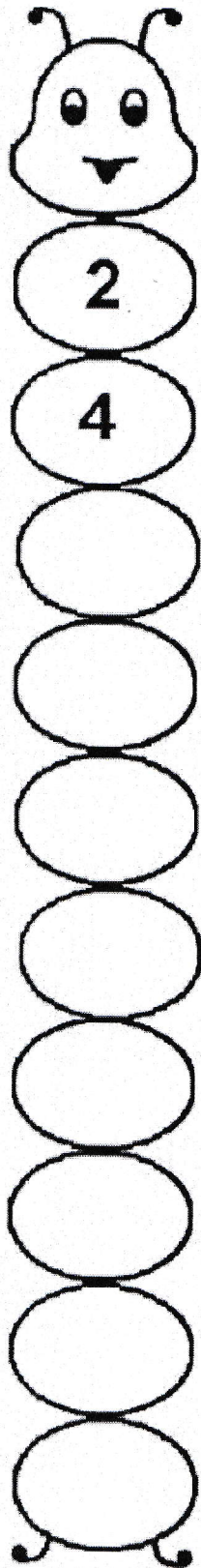
7) Fun with shapes : draw, colour, cut and paste any two of the pictures-



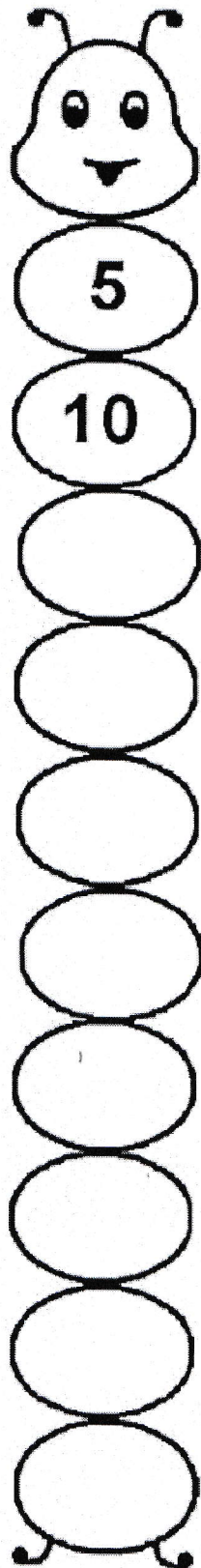
8) Do the following worksheets. Cut the strips of the given picture and join them in the correct order.



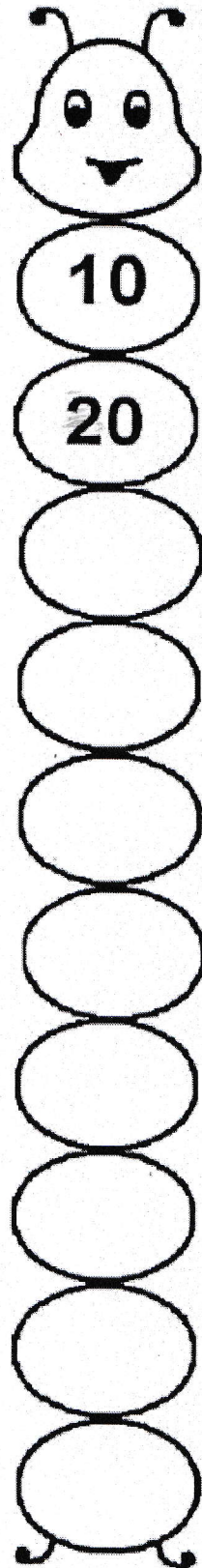
Skip count
by 2



Skip count
by 5



Skip count
by 10



Name _____

Odd and Even Numbers

Even numbers are 2, 4, 6, 8, and so on.

Odd numbers are 1, 3, 5, 7, and so on.

Color the even numbers orange.

Color the odd numbers yellow.

27 15

2 7 20 6 18

32 11 24 3 21

28 16 14 1 23 36 11


4 13 5 12 8

46 10 36 17 18 9 44


Subject: English

1. Look at the picture carefully-

a) Find and write all the naming words and write sentences using those naming words:



ACTIVITIES



1. acting
2. Camping
3. cooking
4. doing the housework
5. drawing
6. driving
7. eating
8. fighting
9. fishing
10. gardening
11. getting tattooed
12. going to the movies
13. knitting
14. listening to music
15. lying
16. painting
17. playing the piano
18. playing the guitar
19. putting make up on
20. reading
21. doing shopping
22. singing
23. spending time with my family
24. taking photos
25. telling jokes

Look at the above picture- Choose any 15 of your favourite activities and make 15 flash cards having name and picture of the activity, you can add your own favourite activities also:

1. Start being a part in the daily chores (arranging shelves, cabinets, gardening, market visit) of mom, dad, granny, grandpa, learn at least 5 words everyday related to those activities and write them in separate notebook

2. Gardening- sowing, digging, fertilizers, ripe, shovel etc

3. Do interesting story reading through Bolo App.

Do one writing page every day in a separate note-book. Revise all the oral and written work done in the class till now:

Subject: ICT

- Use pencil in paint app and write your name using different colours.
- Draw a scenery using different shapes.

Subject : EVS

Q1. Take half chart paper, paste your picture. Write 10 introductory sentences about yourself. Like your name, class, school, hobby, favourite food etc. Decorate it.

Q2. Take five print outs of your hand and paste 5 things that are hard, soft, sharp, rough and smooth respectively in each hand printout. Don't forget to mention the name of the object and how does it feel.

Q3. Do any 4 activities with your family

1. Dance Party
2. Go for a walk
3. Read a book together
4. Play indoor games
5. Art & Craft activities

Q4. Make a collage of pictures of your family members and their relationship with you. Paste on a chart.

Q5. Name your favourite snack which is also healthy. Paste its picture. Also, with the help of your parents, write the recipe to prepare the snack.

(Worksheets for assignment are attached)