


Birla Shishu Vihar, Pilani
Summer Vacation Home Work 2023-24
Class-3

Subject -English

❖ Activity Time:


(Do all Activities 1,2 & 3 in a separate Scrap Book)

1. Write five **describing words** showing facial expressions. Draw or paste their



pictures and write the expression shown. For e.g., happy-


2. Draw or Paste Ten pictures of each (**Singular nouns and Plural nouns**) and name them. As shown below:



pencil



ball



daisy



3. Draw or Paste any 3 Pictures of plants or trees which grow in Rajasthan and in Nagaland. Also write their names.

❖ Reading Time: Reading story books enhance language and vocabulary. Make a habit of reading one story every day. Here is a list of suggested reading or you can read any other book of your choice:

- | | | |
|--------------------|-----------------------------|-------------------------------------|
| 1. Charlotte's Web | 2. The Tale of Peter Rabbit | 3. Little House in the Big Woods |
| 4. Heidi | 5. The Candy Makers | 6. The Magic School Bus (any story) |

❖ Writing Time: Write about any one of the stories which you have read.

- 1) You may follow the given guidelines: The Title, The Author, Main Characters, my favourite part of the story & Conclusion (What I learnt from the story).
- 2) Write 8-10 sentences about any of your family member.

(Do the above writing tasks 1 & 2 in a separate, small size four lined notebook)

- ❖ **Learning Time:** Learn any one poem with proper actions: 1. Good Morning 2. Birds Talk

Revise all the work done in book & notebook.

विषय – हिन्दी

- (1) 'हिन्दी सुलेख माला अथवा कॉपी में 15 पेज सुलेख लिखिए ।
 - (2) ग्रीष्म ऋतु का चित्र बनाकर 10 वाक्य लिखिए ।
 - (3) प्रतिदिन पाँच नए शब्द सीखें व कॉपी में लिखें ।
 - (4) ग्रीष्मावकाश में की गई, रोचक यात्रा की कुछ तस्वीरें चिपकाकर अपने अनुभव आठ – दस पंक्तियों में लिखें ।
 - (5) पठन कौशल को सुदृढ़ बनाने हेतु बालहंस , नंदन , चंपक तथा पंचतंत्र की कहानियाँ व चुटकुले पढ़िए ।
 - (6) अभिभावक बच्चों को विभिन्न फलों व सब्जियों से अवगत कराएँ तथा 10 फलों एवं सब्जियों के नाम लिखें ।
 - (7) ' कक्कू ' कविता अभिनय के साथ याद करें ।
- (नोट – लेखन के सभी कार्य अतिरिक्त पतली कॉपी में करें ।)

INTEGRATED PROJECT: -

- (8) नागालैंड तथा राजस्थान में मनाए जाने वाले त्योहारों के नाम, वहाँ की वेशभूषा , खान –पान, भाषा ,लोक नृत्य , लोक संगीत आदि के बारे में जानकारी प्राप्त कर चित्र सहित फ़ाइल में एक प्रोजेक्ट तैयार करें ।

Subject – EVS

Activity-1)

a) Water is very important for living. Apart from drinking, it is needed for many more activities in our daily life. Make a chart of activities for which you use water in your home and also write the quantity of water used to do those activities. Write them in increasing order from the least water consuming activity to the most water consuming activity. (at least five activities)

Activities done with water	Quantity of water used (in litre)

b) Enlist the ways in which you and your family members save water in your home.

Activity- 2)

a) Make a family tree of your family starting from your paternal and maternal grandparents.

b) Complete the given table by mentioning the name of your family members, the work they do, their education and age, food they are fond of eating, games played by them and the hobby they are interested in -

Family Member	Work/Occupation	Education	Food liked	Games played	Interested in Hobby

***NOTE: Do Activity 1 and 2 in EVS Activity notebook.**

Subject : Mathematics



Prepare a colourful folder or a scrap book to do the following activities

1) Learn tables from 2-10. Quiz on 'Dodge Tables' will be held after the school reopens.

2)ACTIVITY: Collect any 10 mobile numbers from your friends, family members or relatives select and use the last four digits from each mobile number to:

- Write those numbers and their number names
- Write these numbers in expanded form
- Arrange these numbers in ascending order.
- Pick the smallest number from them and write the next five numbers. (Forward counting).
- *Sort these numbers into odd and even.*
- Arrange these numbers in descending order.

3) Draw a hut, a flower, a joker using geometrical shapes such as triangle, square, rectangle, circle etc




4) Make a mini-Mathematics dictionary using waste paper or old greeting cards.

Pick up 10 words used in Mathematics and write them down along with their meaning.

(You may refer to your mathematics book)

5) Make a model of Abacus showing any 3digit number.



6) Make a mask through paper Folding and paper cutting.

7) Look around you and find at least 10 symmetrical shapes in the environment & also the 10 shapes that are not symmetrical. Make a chart by drawing or pasting them.

8) Use a dot grid to draw your own Rangoli patterns.

9) Use the clues to find the correct answer

CHALLENGE A

- I am a 2 digit number.
- I am 80 rounded to the nearest 10.
- I am odd.
- My tens digit is even.

Who am I?

126	87	74	69
81	77	85	283

CHALLENGE B

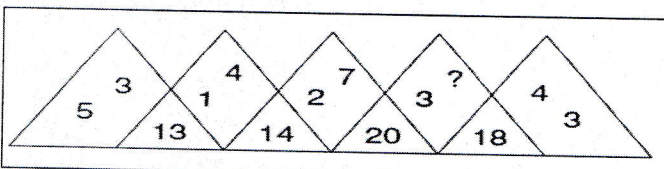
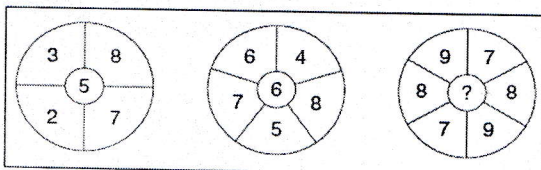
- I am a 2 digit number.
- I am even.
- If you round me to the nearest 10, I round down not up.
- My tens digit is between 6 and 8.

Who am I?


53	77	64	58
75	86	92	174

10) SOLVE THESE PUZZLE: What number should replace the question mark?

1, 3, 4, 7, 11, 18, 29, ?



11. Complete the pattern:



Subject -ICT

- Use pencil in paint app and write your name with all four sizes using different colours.
- Draw a scenery using different shapes and colour it.