

**Birla Shishu Vihar, Pilani**  
**Summer Vacation Home Work 2023-24**  
**Class-5**

**Subject -English**

1. Read folk tales or stories of Kings and Queens of your state (Rajasthan) and Nagaland. For Story Telling (in the class), practice to narrate any 1 folk tale, through gesture and body expression
2. Write simple compositions (about 40 -50 words) each on- Myself, My School & My City
3. Complete the following statements in about 30-40 words.

**What I like doing the most.....**

(You may select any 2 of the following situations)

- -When my parents are away and I am alone at home.
  - -When there is a family reunion at my grandma's home, during the vacations.
  - -When I have no home assignment for the day.
4. STAY INFORMED: (Project Work)
    - Collect pictures of different dishes prepared in your own state and the state of Nagaland.
    - Paste it in your Scrap book and name them as well.
    - On an A-4 sheet, write the ingredients and recipe to prepare any one of them.

**विषय - हिन्दी**

- (1) 'हिन्दी सुलेख माला अथवा कॉपी में 15 पेज सुलेख लिखिए ।
- (2) प्रतिदिन पाँच नए शब्द सीखें व उनको अर्थ सहित कॉपी में लिखें ।
- (3) 'भगवद गीता' के कोई भी 5 श्लोक याद कीजिए ।
- (4) अभिभावक बच्चों को रसोई के कार्य में मदद करने के लिए कहें और अपने इस अनुभव को छात्र अध्यापिका के साथ बाँटें ।
- (5) पठन कौशल को सुदृढ़ बनाने हेतु बालहंस ,नंदन ,चंपक तथा पंचतंत्र की कहानियाँ व चुटकुले पढ़िए ।
- (6) ग्रीष्मावकाश में की गई, रोचक यात्रा की कुछ तस्वीरें चिपकाकर अपने अनुभव आठ - दस पंक्तियों में लिखें ।
- (7) 'खिलौने वाला' कविता अभिनय सहित याद करें ।

(नोट – लेखन के सभी कार्य अतिरिक्त पतली कॉपी में करें । )

**INTEGRATED PROJECT: -**

(8) नागालैंड तथा राजस्थान में मनाए जाने वाले त्योहारों के नाम, वहाँ की वेशभूषा, खान – पान, भाषा, लोक नृत्य, लोक संगीत आदि के बारे में जानकारी प्राप्त कर चित्र सहित फ़ाइल में एक प्रोजेक्ट तैयार करें ।

**Subject: EVS**

1.Environment Day is celebrated on 5th of June all over the world. On this day, people make certain plans for environmental protection. How can you contribute towards this noble cause, in and around your house? Reflect your ideas in the form of a poster or activity.

2.There are many scientists who have brought about revolutionary changes. Name any two scientists and write about their contributions.

3.Make a model of Digestive System with the materials available in your house and label it.

4.Collect and paste any 4 food packets and write the information that we get from them.

**Subject: Mathematics**

**Do this Holiday homework in a scrapbook**

**1. Wonder Out of Waste (WOW)**

Make any four **3D shapes** using chart, color paper, empty cartons, birthday cap etc.

**2. Subject Enrichment Activity**

Do the following activity on A-3 size sheets:

Answer the following questions in reference to the countries given below:

India, USA, Kenya, Australia, Bangladesh

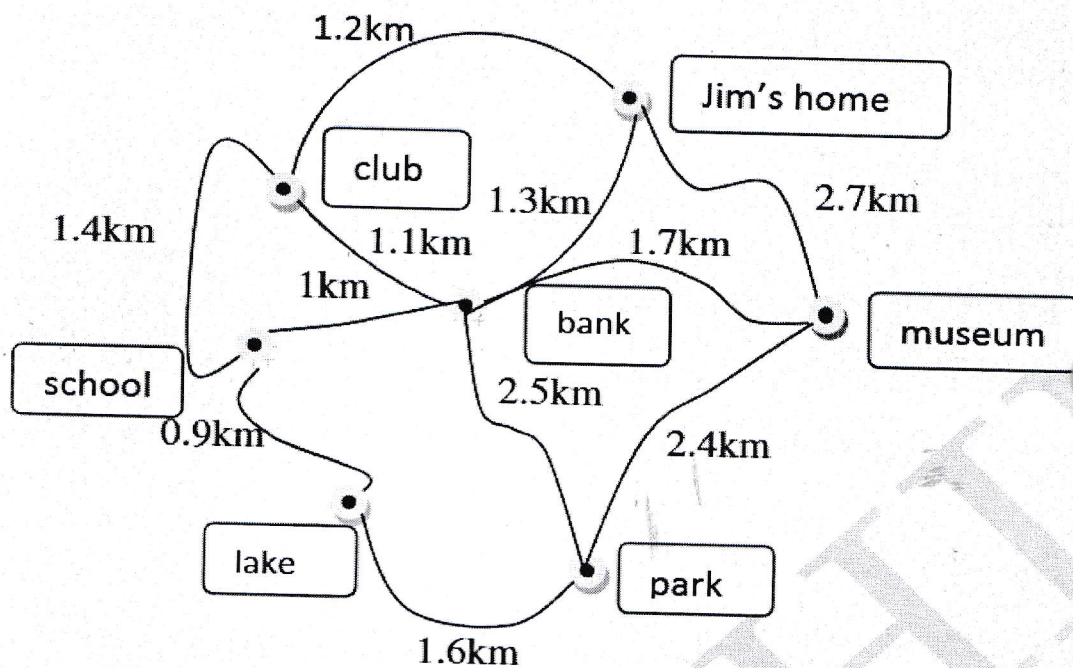
(a) Draw and decorate currency symbols of above-mentioned countries.

(b) Draw/Paste flags of each country along with their line of symmetry.


3. Design, draw and color two Rangoli designs using only geometrical shapes.

Draw each one on a separate A4 sheet.

4. Jim is practicing for a race. He uses this map to find possible routes. The route must start from Jim's home and end at the park. He wants to run between 4.7km and 5km. Find the best route.




5. Removing which box does not change the perimeter of the given shape.



6. Fill in the empty boxes to complete the crossword.

768	÷		=	32		8120	÷		=	20
÷				÷		÷				÷
	÷		=	8			÷	29	=	
=				=		=				=
12			÷		=	56				

6. Write the areas covered by the figures A, B, C and D. Which figure has the largest area? (Area of each small square= 1sq. cm)



7. Activity based on TESSELLATION.

### Activity - 3:




'The world always seems brighter when you've just made something that wasn't there before.'

Mathematics is all around us and it plays an important role in our life. We use Math skill everywhere whether it's buying a car, following a recipe, or decorating your home. People have been using these same principles for thousands of years, across countries and continents. One such concept is **TESSELLATION**.

#### **What are Tessellations?**



A tessellation is a combination of shapes that fit together perfectly without any gaps., much like a jigsaw puzzle. The result is a symmetric design of repeating patterns, which may feature animals, persons or anything else.



Tessellations are found EVERYWHERE - in the classroom, in nature, or at home! Some common places where you can find tessellating patterns in:

- Textiles (curtains and rugs)
- A soccer ball
- A basketball
- Tiled ceilings and flooring
- The brick foundation of a home
- A metal fence
- honeycomb pattern in bee hives
- on historical buildings.


Some examples of tessellating patterns are shown here:



Look around you, for Tessellations, when you visit monuments, malls, in nature, your house or any other place of interest.

Well, now that we know what tessellations are, how about putting our newfound knowledge into practice and try some cool projects?

- Take an A-4 size sheet. Find an item to trace and use it to draw tessellations or cut a geometric form - like a triangle from cardboard and trace it in interlocking patterns to create tessellations or try to make a honeycomb tessellation by tracing a hexagon. Be the designer of your own room (wall / floor / window) and let your creative juices flow!



8. Locate any 5 states on the political map of Indian. Write their population in Indian and international system of numeration. Paste it in the notebook.

9. Fill the entries in the following table.

item	quantity	price	amount
refrigerator	2	40,000	
television	3	24000	
inverter	1	18000	
total	=		=

10. Take political map of India, mark any 5 states color them. Write their population according to Indian and international system of numbers in figures and words both.

**Subject: ICT**

Q. 1 Create a "Story Book" Using PowerPoint. [ Any 5 stories of your choice].

Q.2 Collect all your favorite pictures of your childhood till now and create them in PowerPoint presentation.

Q.3 Choose your own Adventure and implement in your Presentation. Use hyperlink also.